

Quick Guide for MS2210R



Important : Before operations, make sure you read and understand the manual.

Caution : Should place the scale on the flat surface

The device is designed for indoor use.


Ensure the voltage marked on the power supply unit matches with mains electricity.



Steps :


1

YOU WILL NEED ...



AA x 6 battery

or



Here adaptor charge

adaptor

2

Put the scale on the flat surface



3

Turn on the scale.



Press  to zero the scale.








4

Press HOLD before weighing.

After beep sound, measurement is completed !!



KEY FUNCTIONS (Model MS2210R pet scale)

Key	Description
	Turn ON/OFF the scale
	Weight unit switch between kg/ lb
	To lock weighing result
	Tare unwanted weight
	Wireless channel switch between 1 to 3



Charder Electronic Co., Ltd

103 Guo Zhong Road. Dah Li Dist. Taichung City. Taiwan 41262

TEL:+886 4 24063766

FAX:+886 4 24065612

www.chardermedical.com