


Quick Guide for Indicator DP3700 (MS4640)



Important : Before operations, make sure you read and understand the manual.

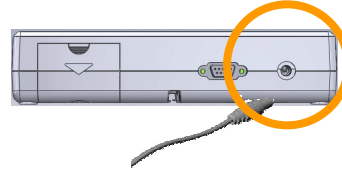
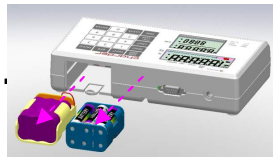
Caution : Should keep indoor weighing, without water
Stepping on in the middle part, should not step on the corner
Should place the scale on the flat surface



Steps :

1

YOU WILL NEED ..




Rechargeable or AA x6 battery or adaptor

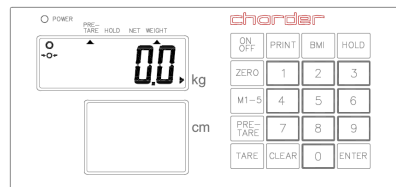
2

Put the scale on the flat surface
and keep bubble level in the center




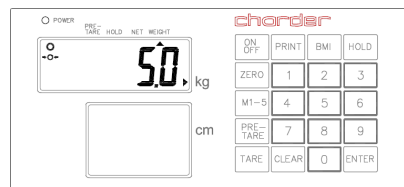
3

Turn on the scale.
Press  to zero the scale.



4

Press  before stepping on
the scale.
After beep sound, step down.
Measurement is completed !!



KEY FUNCTIONS (DP3700 DISPLAY- MS4640)

Key	Description
ON/OFF	Turn ON/OFF the scale
PRINT	Print-out the results
BMI	Determine Body Mass Index
HOLD	To hold weighing result
ZERO	Zero the scale
M1-5	To store 5 pre-tare values
PRE-TARE	Setup preset tare weight before weighing
TARE	Tare weight during weighing process
CLEAR	To clear the wrong entry
ENTER	To confirm the performing functions.
0-9	Entering digits



Charder Electronic Co., Ltd

103 Guo Zhong Road. Dah Li Dist. Taichung City. Taiwan 41262

TEL:+886 4 24063766

FAX:+886 4 24065612

www.chardermedical.com