

Quick Guide for VS2000



Important : Before operations, make sure you read and understand the manual.

Caution : *Should place the scale on the flat surface*

The device is designed for indoor use.


Ensure the voltage marked on the power supply unit matches with mains electricity.




Steps :

1

YOU WILL NEED ...



AA x 6 battery



or

adaptor

2


Put the scale on the flat surface



3

Turn on the scale.



Press  to zero the scale.







4

Press HOLD before weighing.

After beep sound, measurement is completed !!



KEY FUNCTIONS (Model VS2000 pet scale)

Key	Description
	Turn ON/OFF the scale
	Weight unit switch between kg/ lb
	To lock weighing result
	Tare unwanted weight



Charder Electronic Co., Ltd
103 Guo Zhong Road. Dah Li Dist. Taichung City. Taiwan 41262
TEL:+886 4 24063766
FAX:+886 4 24065612
www.chardermedical.com